



HOLIDAY ASSESSMENT SUBMISSION DATES

SUBJECT	DATE	Day
ENGLISH,HINDI	6.7.26	MONDAY
EVS,MATHS	7.7.26	TUESDAY
ART,CRAFT &COMPUTER	8.7.26	WEDNESDAY

INSTRUCTIONS:

- **DO ALL THE GIVEN WORK IN 3 IN 1 NOTEBOOK.**
- **SCHOOL WILL RE-OPEN ON 1ST JULY 2026 (WEDNESDAY).**
- **REVISE ALL THE WORK DONE.**
- **GRADES WILL BE ASSIGNED FOR THE ASSESSMENT.**
- **DO ALL THE GIVEN WORKSHEET.**

हिन्दी

- प्रतिदिन दो,तीन, और चार अक्षर के 10-10 शब्द पढ़े और लिखने का अभ्यास करे |
- कविता - बुलबुल याद करे | (प्रष्ठ- 30)



HINDI WORKSHEET -1

चित्र पहचानकर पहले अक्षर पर गोला बनाइए-



क
ख



ग
घ



क
ख



ख
घ



च
ग



झ
ठ



घ
छ



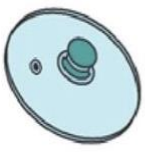
झ
ठ



ट
ज



ज
छ



आ
ढ



ड
ई



थ
ग




ख
त



द
ग

HINDI WORKSHEET -2

चित्र देखकर शब्द लिखो ।



ENGLISH

- Learn and write difficult words twice of CH -1 My Prayer (pg-6).
- Learn Poem – Springtime Magic (Pg –33).

- Creative Writing Task

Read a story of your choice and write it neatly in your 3 in 1 notebook with the help of beautiful pictures and colour the pictures nicely.

ENGLISH WORKSHEET -1



VOWELS AND CONSONANTS



Vowels are the letters: **a, e, i, o, u**

Consonants are the other letters.

A. Write V if the underlined letter is a vowel.

Write C if the underlined letter is a consonant.

1. c a t

2. b e d

3. p i g

4. d o g

5. f u n

6. b o x

7. s u n

8. m e n

9. r a t

10. p e n

B. Write five vowels.



ENGLISH WORKSHEET -2



CVC WORDS



CVC words are three-letter words that follow the pattern **Consonant** – **Vowel** – **Consonant**.

Look at the picture and write the CVC word.

1.



2.



3.



4.



5.



6.



7.



8.



9.





ENGLISH WORKSHEET - 3




NAMING WORDS (NOUNS)



A naming word (noun) is the name of a person, place, animal or thing.

Look at the pictures and write the naming word on the line.



Answer these questions.

1. Name any two animals. _____, _____

2. Name any two things in your classroom. _____, _____

3. Name any two fruits. _____, _____





MATHS

- Learn and write the table of 2 and 3.
- Learn and write number names 1 to 10.

• Maths Lab Activity

**Make number cards from 1 to 9 using coloured papers.
Write the number on each card and draw or paste the same
number of objects on it.**

Paste one flashcard on one page in your Maths Lab File.

MATHS - WORKSHEET -1



1		3		5	6		8		10
11		13	14		16		18	19	
21	22		24		26	27		29	30
31		33		35	36		38		40
41	42		44		46	47		49	
51		53		55		57		59	60



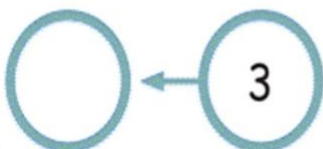
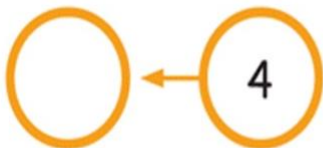
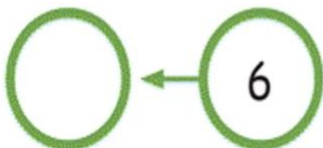
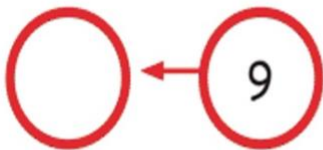
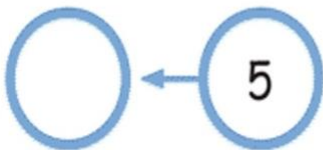
161		163		165	166		168		170
171		173		175		177		179	180
181		183	184		186		188		190
191		193		195		197		199	200



MATHS - WORKSHEET -2

What comes before, after and between.

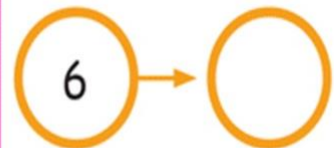
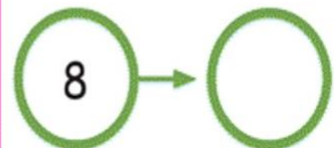
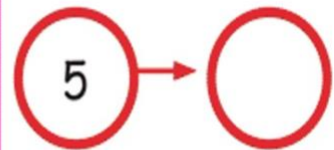
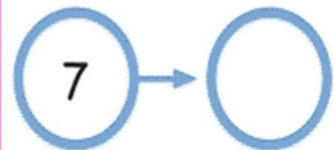
BEFORE

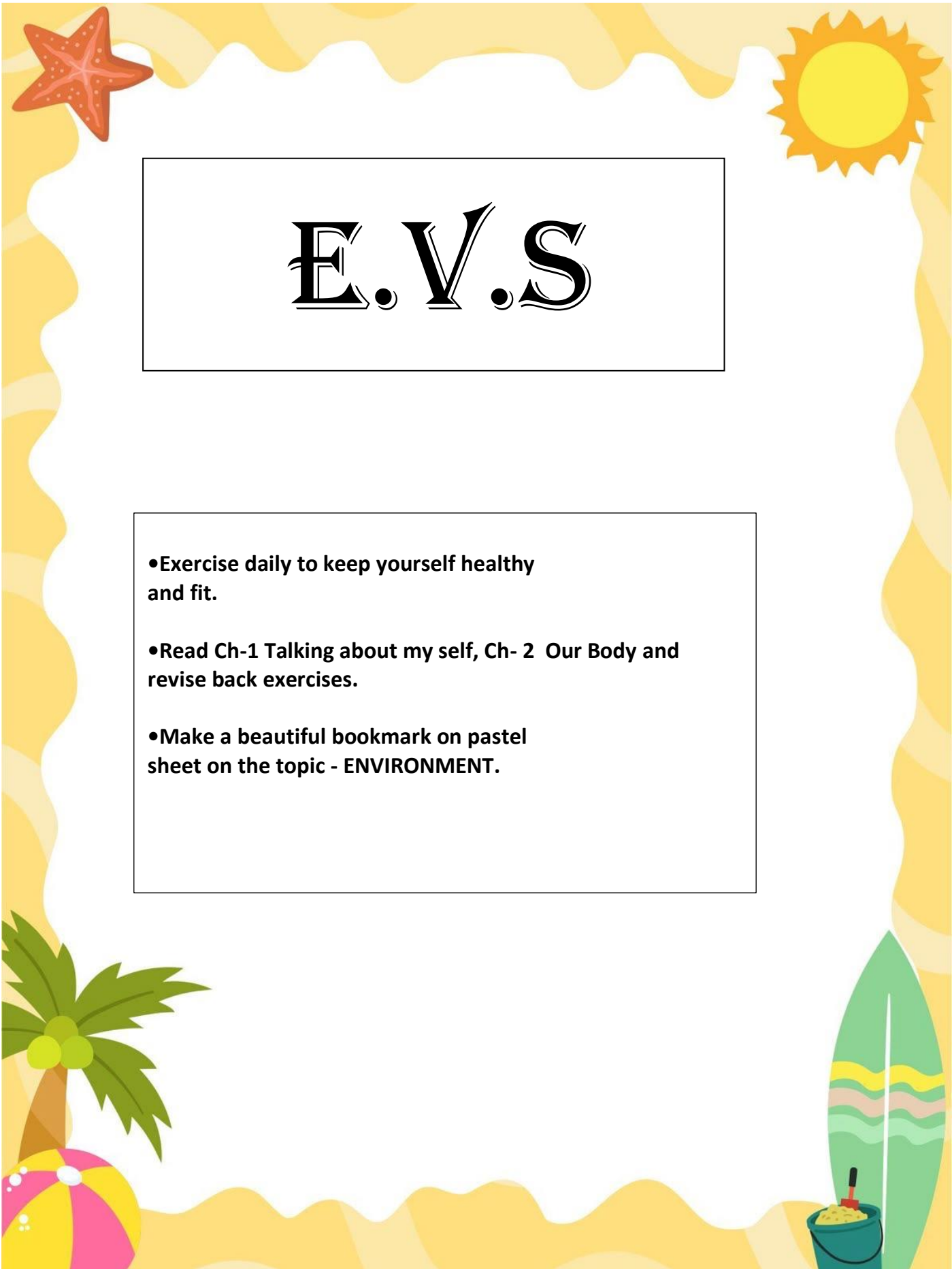


BETWEEN



AFTER





E.V.S

- Exercise daily to keep yourself healthy and fit.
- Read Ch-1 Talking about my self, Ch- 2 Our Body and revise back exercises.
- Make a beautiful bookmark on pastel sheet on the topic - ENVIRONMENT.

WORKSHEET -1

TALKING ABOUT MYSELF

Fill in the blanks to tell about yourself.



This is me! ♥

★ My name is _____.

🎈 I am _____ years old.

📖 I study in Class _____.

🏠 I live in _____.

🎂 My birthday is on _____.

🖍️ My favorite color is _____.

🍏 My favorite food is _____.

🎨 My hobby is _____.

I am good at:

These are the people I love:

My Family

My Friends

My Teacher



WORKSHEET -2









OUR BODY

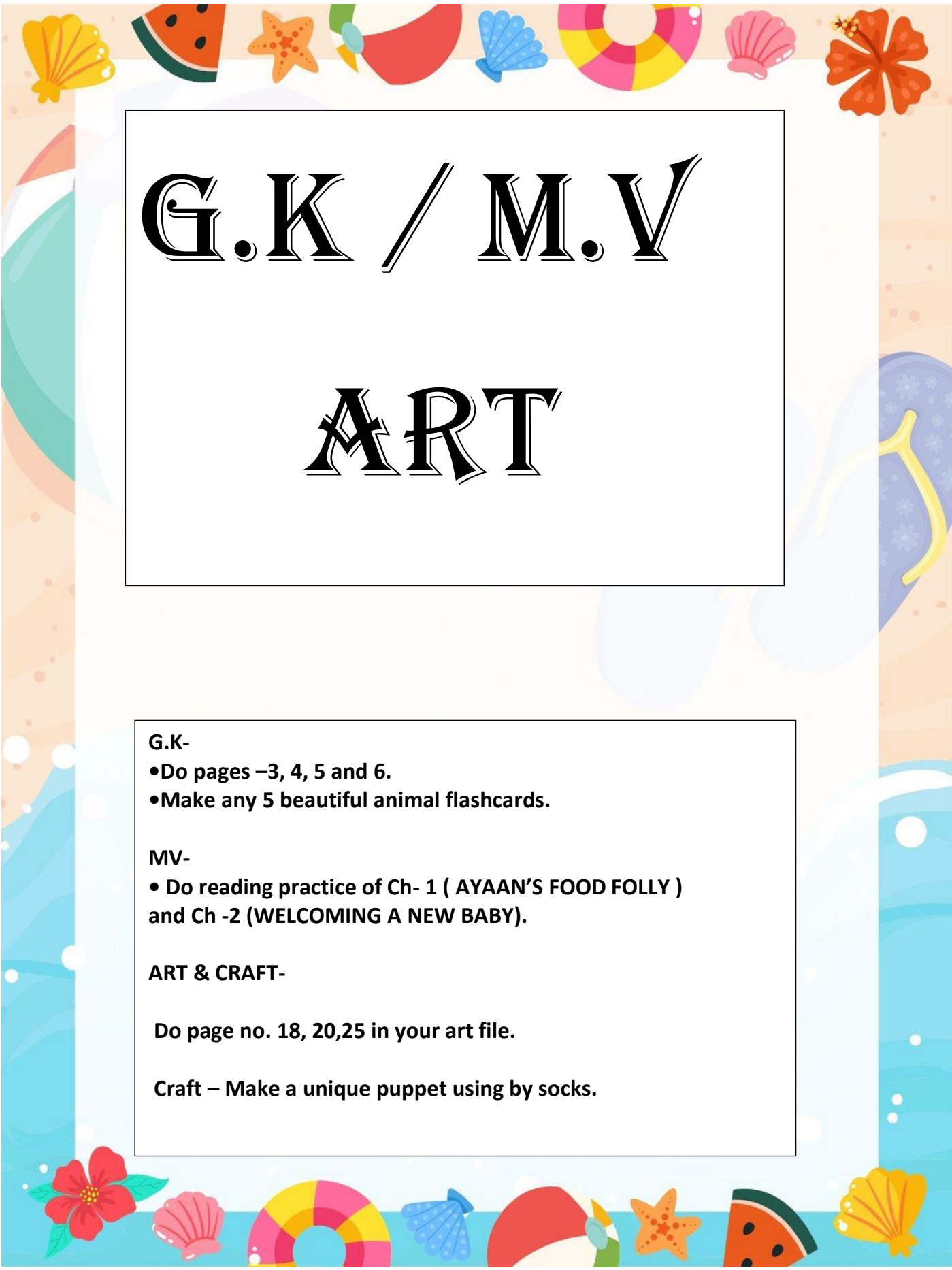


Look at the picture and write the correct body part names.



Tick (✓) the correct function.

-  1. We see with our _____.
 ears eyes nose
-  2. We smell with our _____.
 tongue nose eyes
-  3. We hear with our _____.
 mouth ears hands
-  4. We taste with our _____.
 skin tongue eyes
-  5. We hold things with our _____.
 legs hands teeth
-  6. We walk with our _____.
 hands legs eyes



G.K / M.V

ART

G.K-

- Do pages –3, 4, 5 and 6.
- Make any 5 beautiful animal flashcards.

MV-

- Do reading practice of Ch- 1 (AYAAN'S FOOD FOLLY) and Ch -2 (WELCOMING A NEW BABY).

ART & CRAFT-

Do page no. 18, 20,25 in your art file.

Craft – Make a unique puppet using by socks.

COMPUTER

- **Learn and write spellings of:
Monitor Keyboard, CPU, Mouse. (5times)**

- **Draw and colour a picture of your favourite electronic device present at your home.**

- **Do the given worksheet and paste it in your computer lab file.**

Do the given work in your computer lab manual (file).

CRAFT Activity – Make a paper craft of any one of your favourite Robot face.

COMPUTER WORKSHEET

NAME _____ SEC _____

A. Tick (✓) the correct option.

1. Which of the following is used to talk to people who are far away?

a.



b.



c.



d.



2. Which of the following is man-made thing?

a.



b.



c.



d.



B. Draw picture of one natural and one human-made thing.

Write their name in the space provided.



C. Circle natural things with green color and circle man-made things with red color.



D. TICK THE PARTS OF A COMPUTER

BLACKBOARD	KEYBOARD	PENCIL
PRINTER	PHONE	CPU
PEN	MOUSE	BOOK
HEADPHONES	SPEAKERS	MONITOR

E. WRITE THE NAME OF PARTS OF A COMPUTER



